

Scaled data based on original data using
LM-79-08 Approved Method: Electrical and Photometric Measurements of Solid-
State Lighting Products

Test Report Prepared for
Cooper Lighting Solutions
(formerly Eaton)

Brand: INVUE

Report Number: P366953

Luminaire Tested: **MSA-SA1C-760-U-5WQ**

Issue Date: 12/2/2019

Test Information

Test Method: LM-79-08
Report Number: P366953
TEST IS SCALED FROM IESNA LM-79-08 TEST DATA (G2-1910-543-4)
Test Lab: INNOVATION CENTER
Issue Date: 12/2/2019
Manufacturer: COOPER LIGHTING SOLUTIONS (FORMERLY EATON)
Product Line: INVUE
Catalog Number: MSA-SA1C-760-U-5WQ
Description: MESA POST TOP DECORATIVE LUMINAIRE. (1) LIGHTSQUARES WITH 16 LEDS EACH AND TYPE V WIDE OPTICS.
Light Source: -
Ballast/Driver: ELECTRONIC DRIVER

Summary

Lumens per Lamp: N/A
Luminaire Lumens: 6728 lumens
Efficiency: N/A
Efficacy: 114.0 lumens/watt
Luminous Opening: Rectangular (W 0.5' x L: 0.5' x H: 0')
IES Classification: Type V - Short
BUG Rating: B3 - U0 - G2

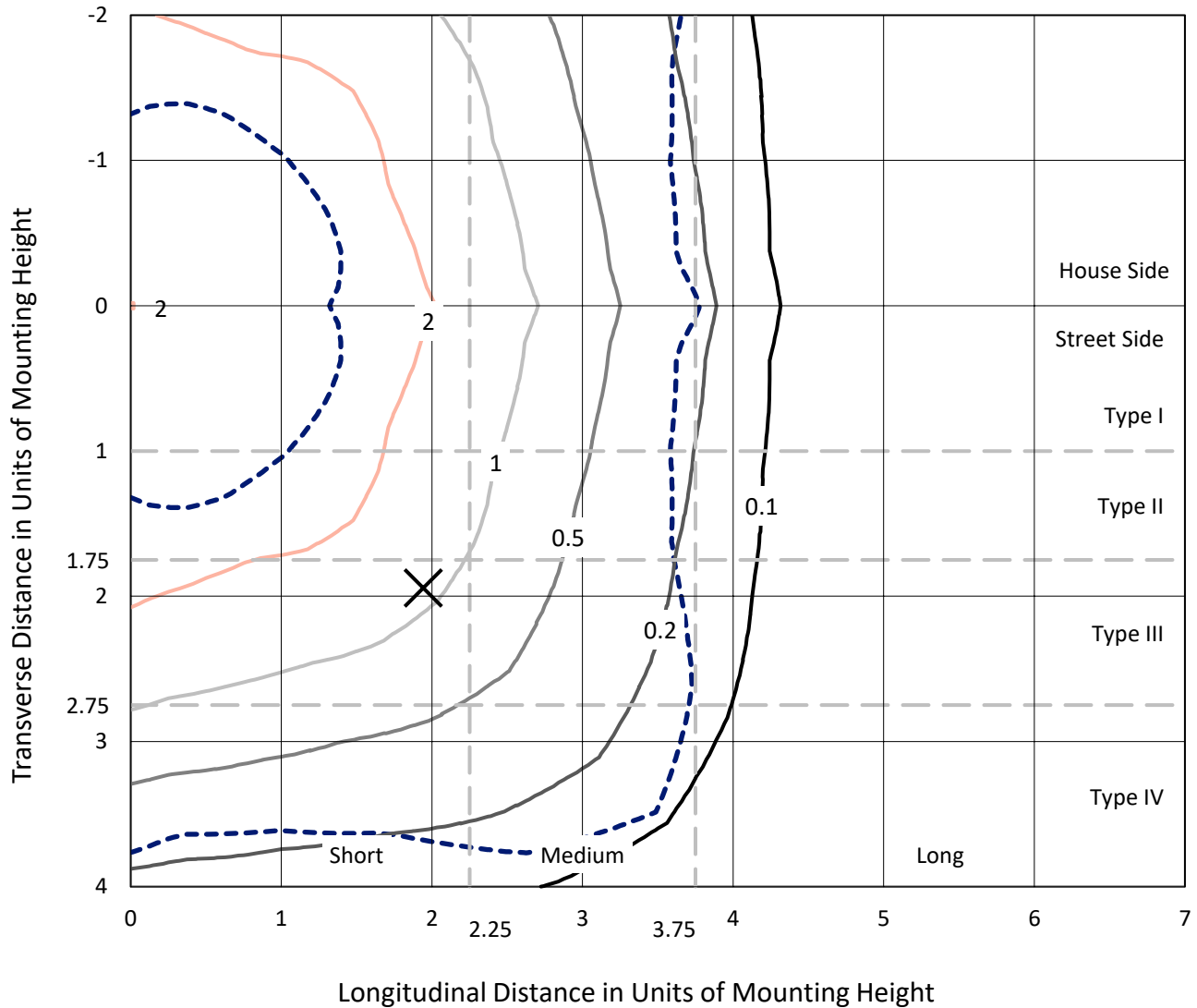
Input Watts (W): 59
Input Voltage (V): NR
Input Current (Ain): NR
Voltage Rise (V): NR
Power Factor: NR
Total Harmonic Distortion (THDi): NR
Frequency (hertz): 60
Stabilization Time: NR
Operation Time: NR
Ambient Temperature (°C): NR
Test Distance: 24 FT



REPORT NUMBER: P366953
 CATALOG NUMBER: MSA-SA1C-760-U-5WQ

Iso-Footcandle Lines of Horizontal Illumination

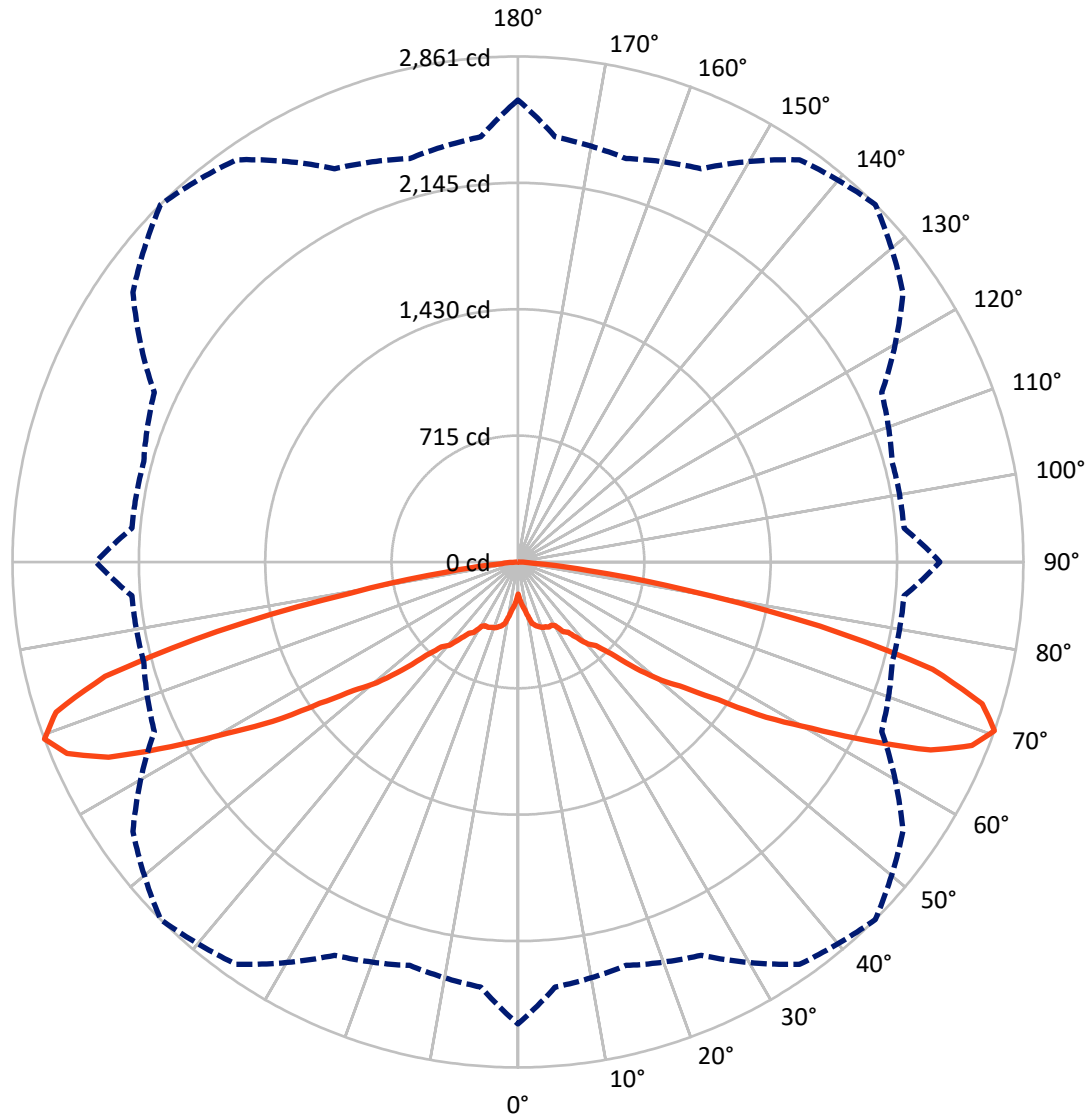
✕ Max cd
 - - - 1/2 Max cd



Based on 10 foot mounting height. Maximum calculated value = 3.7 fc
 Type V - Short - N/A

REPORT NUMBER: P366953
CATALOG NUMBER: MSA-SA1C-760-U-5WQ

Luminous Intensity Polar Plot



— Vertical Plane Through 45-Deg Lateral - - - Horizontal Cone Through 70-Deg Vertical

REPORT NUMBER: P366953
 CATALOG NUMBER: MSA-SA1C-760-U-5WQ

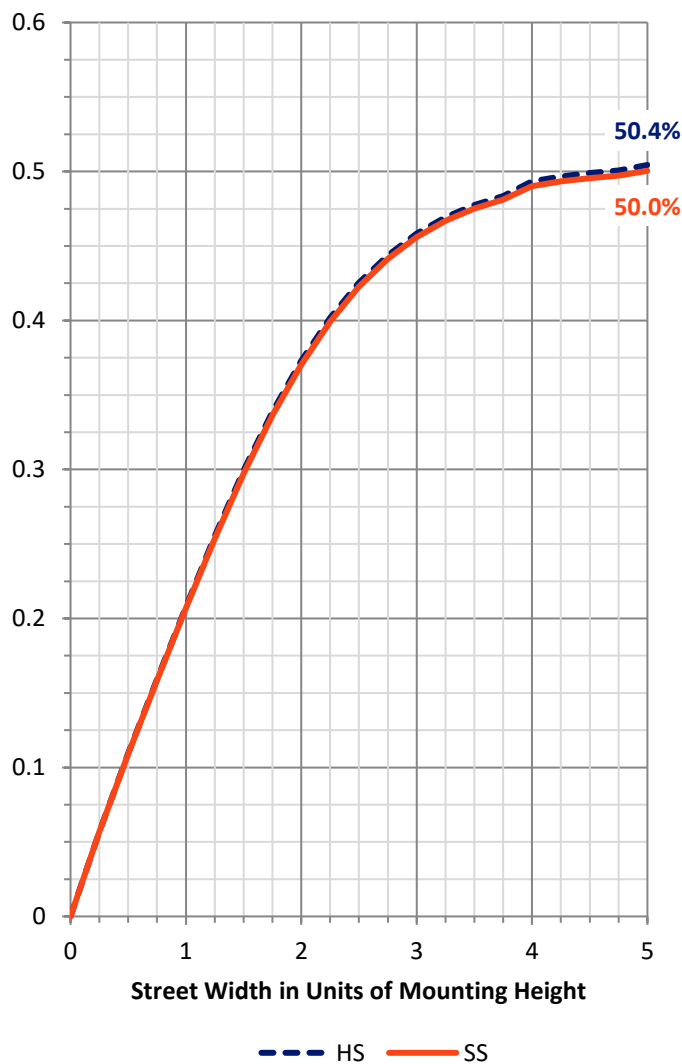
FLUX DISTRIBUTION:

		Downward	Upward	Total
House Side	Lumens	3364.0	0.0	3364.0
	% Fixture	50.0	0.0	50.0
Street Side	Lumens	3364.0	0.0	3364.0
	% Fixture	50.0	0.0	50.0
Total	Lumens	6728.0	0.0	6728.0
	% Fixture	100.0	0.0	100.0

ZONAL LUMENS:

Zone	Lumens	% Fixture
0°-10°	26.5	0.4
10°-20°	105.9	1.6
20°-30°	200.2	3.0
30°-40°	348.8	5.2
40°-50°	666.7	9.9
50°-60°	1292.9	19.2
60°-70°	2263.9	33.6
70°-80°	1701.4	25.3
80°-90°	121.7	1.8
90°-100°	0.0	0.0
100°-110°	0.0	0.0
110°-120°	0.0	0.0
120°-130°	0.0	0.0
130°-140°	0.0	0.0
140°-150°	0.0	0.0
150°-160°	0.0	0.0
160°-170°	0.0	0.0
170°-180°	0.0	0.0
0°-90°	6728.0	100.0
0°-180°	6728.0	100.0

Coefficient of Utilization

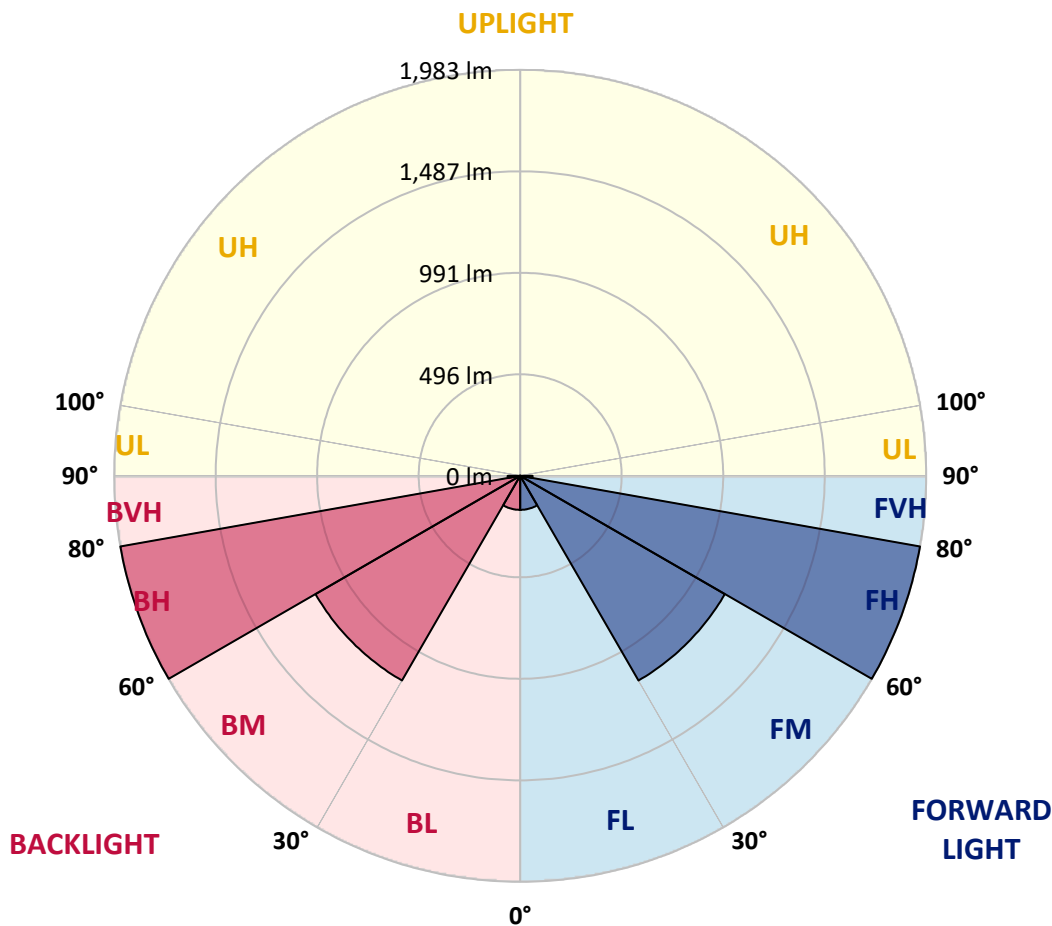


REPORT NUMBER: P366953
 CATALOG NUMBER: MSA-SA1C-760-U-5WQ

LUMINAIRE CLASSIFICATION SYSTEM LUMEN TABLE AND BUG RATING:

Zone	Lumens	% Fixture	Zone Rating/Lumen Limit		
			B	U	G
FL (0°-30°)	166.3	2.5			
FM (30°-60°)	1154.2	17.2			
FH (60°-80°)	1982.6	29.5			G2/5000
FVH (80°-90°)	60.9	0.9			G1/100
BL (0°-30°)	166.3	2.5	B1/500		
BM (30°-60°)	1154.2	17.2	B2/2500		
BH (60°-80°)	1982.6	29.5	B3/2500		G2/5000
BVH (80°-90°)	60.9	0.9			G1/100
UL (90°-100°)	0.0	0.0		U0/0	
UH (100°-180°)	0.0	0.0		U0/0	

BUG Rating: B3-U0-G2
 Type V Short





REPORT NUMBER: P366953
 CATALOG NUMBER: MSA-SA1C-760-U-5WQ

CANDELA DISTRIBUTION (FULL):

	0°	5°	15°	25°	35°	45°	55°	65°	75°	85°	90°
0°	181.9	181.9	181.9	181.9	181.9	181.9	181.9	181.9	181.9	181.9	181.9
2.5°	221.3	217.9	207.2	207.8	212.7	213.2	213.8	207.2	205.7	219.0	219.8
5°	281.1	273.3	265.4	262.3	257.6	244.6	258.9	260.5	263.6	273.8	278.5
7.5°	321.0	311.4	300.7	294.2	281.4	270.7	282.4	292.1	298.3	309.8	316.3
10°	328.6	322.9	322.3	310.9	308.5	312.4	311.6	311.9	321.3	321.6	325.5
12.5°	352.4	356.5	348.4	344.5	346.9	356.5	348.7	345.3	347.7	358.4	353.9
15°	383.4	388.4	376.1	369.8	363.6	372.7	364.6	370.6	378.2	386.0	382.1
17.5°	417.9	418.1	401.4	378.2	383.7	385.0	382.1	377.2	398.8	417.6	415.8
20°	436.7	436.4	407.7	376.1	392.3	395.2	392.6	375.6	408.2	434.1	433.3
22.5°	456.0	450.2	415.8	390.2	396.2	398.6	392.6	391.0	415.8	451.8	451.5
25°	466.4	471.4	433.5	417.6	412.6	407.2	412.4	415.0	438.7	474.0	463.8
27.5°	499.0	490.9	438.7	437.2	426.7	405.1	423.1	435.9	437.2	494.1	504.5
30°	528.5	531.7	462.2	464.6	445.5	418.1	446.1	466.4	470.3	532.2	531.1
32.5°	559.9	561.2	504.0	479.7	471.6	470.6	459.9	477.6	508.4	558.0	560.1
35°	607.4	618.1	541.3	508.7	498.5	488.1	497.5	513.4	542.1	616.5	611.3
37.5°	716.2	699.2	622.5	554.9	548.1	543.9	551.5	563.0	621.7	701.1	725.3
40°	792.1	784.1	679.7	631.4	588.6	611.0	593.3	637.6	686.2	784.6	800.2
42.5°	909.9	873.8	766.6	706.8	662.4	646.5	656.4	714.4	776.2	885.8	916.6
45°	1022.9	967.3	875.4	822.7	755.3	738.6	752.0	820.1	891.6	978.2	1032.5
47.5°	1138.2	1080.8	979.8	903.6	848.5	898.4	854.8	919.5	990.8	1091.5	1139.8
50°	1258.0	1194.4	1094.7	1011.7	1007.0	1051.1	998.9	1032.0	1098.0	1202.4	1259.3
52.5°	1395.6	1326.9	1227.2	1171.1	1182.1	1179.2	1168.8	1162.8	1227.8	1330.3	1397.9
55°	1559.2	1485.1	1405.5	1379.7	1409.9	1377.3	1392.7	1390.6	1400.0	1473.4	1552.5
57.5°	1757.1	1673.3	1593.4	1587.7	1626.6	1657.4	1630.0	1590.6	1574.1	1645.4	1735.9
60°	2006.3	1903.5	1815.8	1797.8	1908.7	1908.5	1883.7	1795.5	1789.2	1869.8	1978.9
62.5°	2281.7	2156.4	2060.6	2031.9	2205.8	2225.3	2148.1	1989.9	2022.3	2087.3	2216.7
65°	2515.6	2365.0	2275.7	2267.9	2480.3	2566.7	2396.0	2179.6	2190.1	2244.1	2384.3
67.5°	2668.0	2486.6	2415.6	2453.4	2717.6	2771.6	2612.9	2306.5	2269.4	2291.9	2459.4
70°	2614.5	2415.1	2363.9	2455.8	2778.9	2860.6	2659.6	2271.0	2192.2	2193.2	2387.9
72.5°	2209.1	2019.4	2043.7	2212.3	2633.8	2748.4	2443.5	2051.2	1889.9	1886.0	2062.7
75°	1460.8	1334.0	1429.8	1692.6	2189.6	2424.0	2024.6	1607.8	1405.5	1339.7	1476.2
77.5°	638.9	622.8	703.4	1000.4	1492.7	1746.9	1450.4	1050.3	764.5	635.8	694.5
80°	171.2	167.6	210.4	379.5	726.6	962.1	784.8	418.9	218.7	159.2	168.9
82.5°	62.4	63.9	78.0	106.2	239.3	405.1	260.7	122.4	82.7	67.9	67.9
85°	27.1	26.4	37.8	42.5	65.3	91.6	74.9	51.9	41.8	31.3	30.0
87.5°	7.3	9.1	12.8	13.3	17.0	13.8	19.8	18.3	15.7	11.0	8.9
90°	0.0	0.0	0.0	0.0	0.0	0.0	0.0	0.0	0.0	0.0	0.0

(END OF REPORT)